

# ENDÜSTRİYEL INDUSTRIAL INDUSTRIEL

## LED / T16 (T5)

2X Yüksek Tavan  
Aydınlatma Armatürleri

2X High Bay Lighting Fixtures

Luminaire Grande Hauteur 2X

### UYGULAMA ALANLARI

Fabrikalar  
Marketler  
Depolar  
Terminaller  
Metrolar ve Tüneller  
Spor Salonları  
Kapalı Yüzme Havuzları

### APPLICATION AREAS

Factories  
Supermarkets  
Warehouses  
Stations  
Subways and Tunnels  
Sport Halls  
Indoor Swimming  
Pools

### DOMAINES D'UTILISATION

Usines  
Supermarchés  
Hangars de stockage  
Gares  
Tunnels - Métros  
Complexes sportifs  
Piscines couvertes

### GÖVDE

RAL 9016 elektrostatik toz boyalı DKP sac.

### CAM

4mm temperli cam (kalite belgeli).

### REFLEKTÖR

%99,9 Safılıkta, ayna yüzeyi parlaklığında ve yüksek yansıtma performansına ve ışığın verimli bir şekilde dağılımını sağlayan tasarıma sahip eloksallı kaplamalı alüminyum.

### BALAST (T5 Modeller için)

ENEC standartlarına uygun, uzun ömürlü sabit ışık akısına sahip, düşük enerji kayıplı (EEI=A2) elektronik balast.

### KONVERTÖR (LED'li Modeller için)

ENEC standartlarına uygun, uzun ömürlü sabit akımlı konvertör.

### LED (LED'li Modeller için)

60.000 saat ömürlü LUMILEDS / OSRAM / NICHIA marka LED'li LED modüller.

### CONTA

Elastomer termoplastik.

### CAM TUTUCULAR

Alüminyum.

### BODY

RAL 9016 electrostatic powder coated sheet-metal.

### GLASS

4mm tempered glass (with certificate).

### REFLECTOR

Anodized aluminum with %99,9 purity and with mirror like glossy surface having high reflection performance and design enabling the efficient distribution of the light to the targeted area.

### BALLAST (For T5 Models)

Electronic ballast with long life, low power loss EEI = A2 and constant flux. Compatible with ENEC standards.

### CONVERTER (For LED Models)

Long life, low power loss converter with constant current. Compatible with ENEC standards.

### LED (For LED Models)

LED modules with 60.000 hours lifetime LUMILEDS / OSRAM / NICHIA brand LEDs.

### SEAL

Thermoplastic elastomer.

### GLASS HOLDER LATCHES

Aluminum.

### CORPS

RAL 9016 Feuille de métal peinte électrostatiquement .

### VERRE

4 mm verre trempé (avec certificat).

### REFLECTEUR

En aluminium anodisé a 99,99% de pureté et avec une surface brillante comme un miroir , assurant un niveau élevé de réflexion. Design élégant. Permet une répartition efficace de la lumière vers l'endroit ciblé.

### BALLAST (Pour T5 Modèles)

Ballast électronique , conforme aux normes ENEC. Longue vie. Perte de puissance faible (EEI=A2). Flux de lumière régulier.

### CONVERTEUR (Pour Modèles LED)

Convertisseur, conforme aux normes ENEC. Longue vie. Perte de puissance faible avec courant constant .

### LED (Pour Modèles LED)

Modules LED - Durée de vie 60.000 heures avec LED de marque LUMILEDS / OSRAM / NICHIA.

### JOINT

Elastomère thermoplastique.

### CLAPETS DE MAINTIEN DU VERRE

Aluminium.




### LED'li Tip / LED Type / Type LED

Renk Geri Verim Indexi / Color Rendering Index / Indice de Rendu des Couleurs: (CRI): Ra>80


Kod Code	Güç Power Puissance (W)	LED Tipi LED Type Type De LED	LED Modül LED Module Module LED	Işık Akısı Lum. Flux Flux Lum. (lm)	Renk Sıcaklığı Color Temperature Température De Couleur (K)	Ölçüler Dimensions (mm)			Ağırlık Weight Poids (kg)	Ambalaj Adedi Packing Quantity Colisage	Adet/20" Konteyner Pcs./20" Container Pcs./20" Conteneur
						a	b	h			
EAL1U24L25C	8x9,5	2835 SMD	PCB	10800	2700 - 6500	225	1200	70	7.5	1	800
EAL1U25L25C	10x9,5	2835 SMD	PCB	13500	2700 - 6500	225	1500	70	9.0	1	620

### T5 Floresanlı Tip / T5 Fluorescent Type / Type T5 Fluorescent

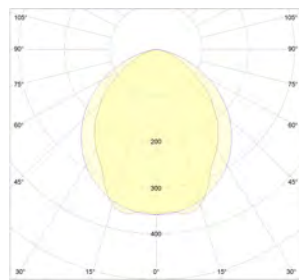
Kod Code	Güç Power Puissance (W)	Ampul Tipi Lamp Type Type De Lampe	Duy Tipi Socket Type Type De Douille	Işık Akısı Lum. Flux Flux Lum. (lm)	Akım Current Courant (A)	Ölçüler Dimensions (mm)			Ağırlık Weight Poids (kg)	Ambalaj Adedi Packing Quantity Colisage	Adet/20" Konteyner Pcs./20" Container Pcs./20" Conteneur
						a	b	h			
EA51U254C	2x54	T16(T5)	G5	8900	0.50	225	1200	70	7.5	1	800
EA51U280C	2x80	T16(T5)	G5	12300	0.76	225	1500	70	9.0	1	620



V / Hz 220 - 240 / 50 - 60



LED



T5

Opsiyonlar	Options	Options
DIM edilebilir elektronik balast yada konvertör. LED`li modeller için acil durum kiti.	Dimmable electronic ballast or convertor. Emergency kit for models with LED	Ballast électronique dimmable ou converteur. Kit d`urgence pour les modèles LED.
NOT	NOTE	NOTE
Belirtilen lümen değerleri LED üzerindeki lümen değerleridir.	Given lumen values are values on LED.	Les valeurs de lumen données sont les valeurs sur LED.
Belirtilen güç değerleri LED üzerindeki DC güç değerleridir.	Given power values are DC power values on LED.	Les valeurs de puissance données sont les valeurs de courant continu puissance sur LED.