

ELITE DAISY

LED

Sıva Üstü Lensli Aydınlatma Armatürleri

Surface Mounted Lighting Fixtures With Lens

Luminaire Apparents Avec Lentille

UYGULAMA ALANLARI

Alışveriş Merkezleri
Marketler
Ofisler
Toplantı Odaları
Oturma Odaları
Bekleme Salonları
Mağazalar
Hastaneler
Okullar
Koridorlar

APPLICATION AREAS

Shopping Malls
Supermarkets
Offices
Meeting rooms
Living Rooms
Waiting Rooms
Stores
Hospitals
Schools
Corridors

DOMAINES D'UTILISATION

Centres Commerciaux
Supermarchés
Bureaux
Salles de Réunions
Salles de Séjour
Salles D'attente
Magasins
Hopitaux
Ecoles
Couloirs

GÖVDE

Beyaz, gümüş, siyah renk seçenekleri ile zarif tasarıma sahip alüminyum.

LENS

50° veya 80° LEDIL lens.

KONVERTÖR

ENEC standartlarına uygun, uzun ömürlü sabit akımlı konvertör.

LED

60.000 saat ömürlü LUMILEDS / OSRAM / CREE marka LED'li LED modüller.

BODY

Anodized aluminum with satin finishing. Black, white and silver color options with elegant design.

LENS

50° or 80° LEDIL lens.

CONVERTER

Long life, low power loss converter with constant current. With ENEC standards.

LED

LED modules with 60.000 hours lifetime LUMILEDS / OSRAM / CREE brand LEDs.

CORPS

Corps en aluminium anodisé, satiné. Couleurs blanc, argent et noir disponibles.

LENTILLE

LEDIL lentille 50° ou 80°.

CONVERTEUR

Convertisseur, conforme aux normes ENEC. Longue vie.

LED

Modules LED – Durée de vie 60.000 heures avec LED de marque LUMILEDS / OSRAM / CREE.




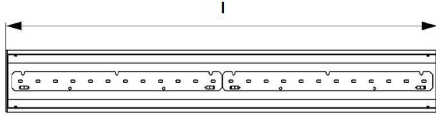
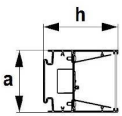
Renk Seçenekleri
Color Options
Options de Couleur



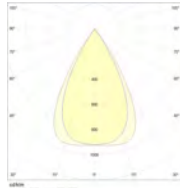
LED'li Tip / LED Type / Type LED

Renk Geri Verim İndeksi / Color Rendering Index / Indice de Rendu des Couleurs: (CRI): Ra>80

Kod Code	Güç Power Puissance (W)	LED Tipi LED Type Type De LED	LED Modül LED Module Module LED	Işık Akısı Lum. Flux Flux Lum. (lm)	Renk Sıcaklığı Color Temperature Température De Couleur (K)	Ölçüler Dimensions (mm) a l h			Ağırlık Weight Poids (kg)	Ambalaj Adedi Packing Quantity Colisage	Adet/20" Konteyner Pcs./20" Container Pcs./20" Conteneur
PL10U12L15C	2x6,8	2835 SMD	PCB	2170	2700 - 6500	45	565	88	1.2	2	10500
PL10U13L15C	3x6,8	2835 SMD	PCB	3255	2700 - 6500	45	845	88	1.7	2	7000
PL10U14L15C	4x6,8	2835 SMD	PCB	4340	2700 - 6500	45	1125	88	2.3	2	5250
PL10U15L15C	5x6,8	2835 SMD	PCB	5425	2700 - 6500	45	1405	88	2.9	2	4250
PL10U16L15C	6x6,8	2835 SMD	PCB	6510	2700 - 6500	45	1685	88	3.5	2	3500
PL10U17L15C	7x6,8	2835 SMD	PCB	7595	2700 - 6500	45	1965	88	4.0	2	3000
PL10U18L15C	8x6,8	2835 SMD	PCB	8680	2700 - 6500	45	2245	88	4.6	2	2650
PL10U19L15C	9x6,8	2835 SMD	PCB	9765	2700 - 6500	45	2525	88	5.2	2	2350
PL10U10L15C	10x6,8	2835 SMD	PCB	10850	2700 - 6500	45	2805	88	5.7	2	2200



80° Işık Açısı / 80° Light Beam



50° Işık Açısı / 50° Light Beam

V / Hz 220 - 240 / 50 - 60

Opsiyonlar	Options	Options
DIM edilebilir elektronik balast yada konvertör. LED'li modeller için acil durum kiti.	Dimmable electronic ballast or convertor. Emergency kit for models with LED	Ballast électronique dimmable ou converteur. Kit d'urgence pour les modèles LED.
NOT	NOTE	NOTE
Belirtilen lümen değerleri LED üzerindeki lümen değerleridir. Belirtilen güç değerleri LED üzerindeki DC güç değerleridir.	Given lumen values are values on LED. Given power values are DC power values on LED.	Les valeurs de lumen données sont les valeurs sur LED. Les valeurs de puissance données sont les valeurs de courant continu puissance sur LED.